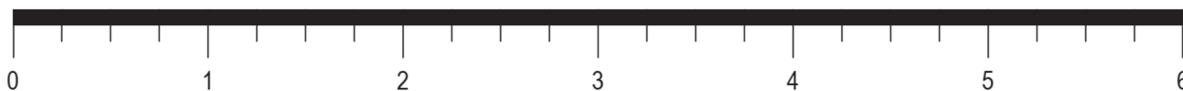


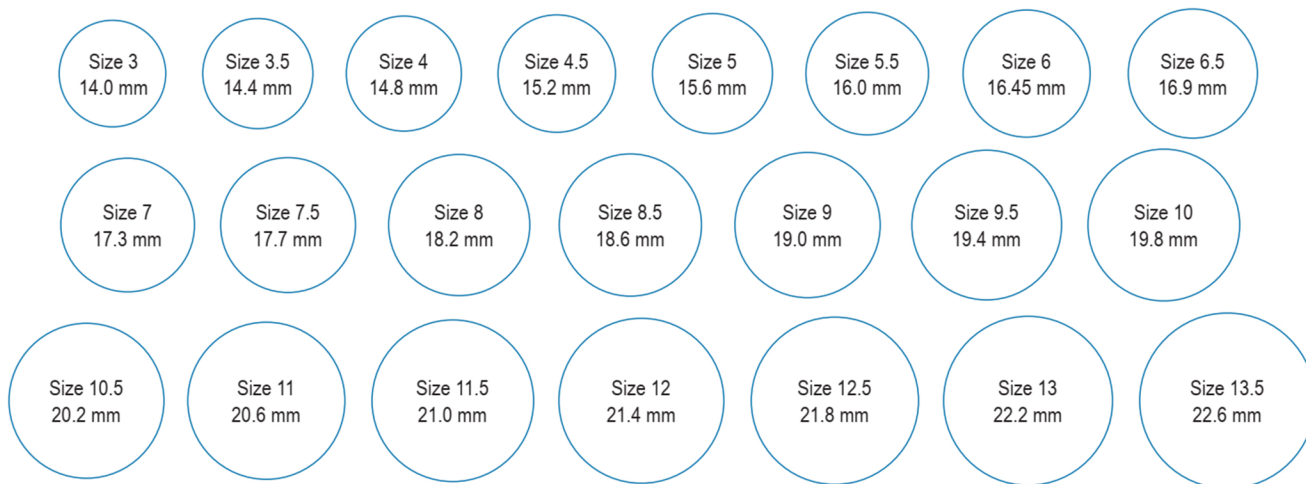
Paper Size Validation

1. Before printing, set page scaling to “None” on your printer’s settings.
2. Once printed, measure the bar below with a ruler ensuring it is exactly 6 inches in length.



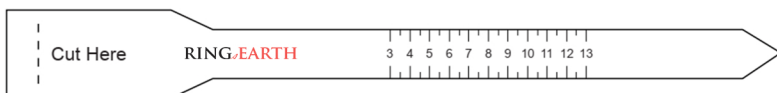
A. Measure Ring Size of Your Own Ring

1. Use a ring that is properly sized for the intended finger.
2. Place the current ring over the circles below and match the inside of the ring to the circle of the closest size.
3. When a ring is between two sizes, order a quarter size in between those two sizes.
For example, if your ring measures between a Size 5 and a Size 5.5, order a Size 5.25.



B. Measure Finger Size With Cutout Sizer

1. Use a scissors and carefully cut out the Finger Sizer. Make a small slit where it says “Cut Here”.
2. Wrap the Sizer around the intended finger.
3. Put the right end of the Sizer through the slit opening with the numbers facing outwards.
4. Pull the Sizer tightly around your finger until it is snug.
5. The number that is aligned with the opening of the slit is your accurate finger size.



Expert Guidance :

Ringsearth Jewelry experts can assist you with any questions or concerns you might have. Please Whatsapp 91-966-467-9628 or email support@ringsearth.com for guidance and advice.

How to Convert Your Ring Size Internationally

Once you have determined your ring size in the **US format** using the measurement methods on Page 1, you can easily find your local international size.

We use standard US sizing as our base format, but our **International Ring Size Chart** on Page 3 allows you to convert this seamlessly to your local region's sizing standard.


Supported Size Formats

Our conversion chart covers regional sizes for:

- **UK, Australia, Ireland, & New Zealand** (Alphabetical sizing: A, B, C...)
- **Japan, India, China, & South Africa** (Numeric sizing)
- **Spain, Italy, Netherlands, & Switzerland** (European numeric sizing)
- **Inside Diameter & Circumference** (in millimeters)

Simple 3-Step Conversion Guide

1. **Find Your US Size First:** Look at the first column on the chart titled "**USA, CANADA**" and locate the size you got from your Page 1 measurement.
2. **Move Horizontally Across:** Follow that row straight across to the column that corresponds to your country or region.
3. **Identify Your Local Size:** The value in that specific column is your perfect local ring size.

 **Pro-Tip on Quarter Sizes:** If your measurement falls perfectly between two half-sizes (e.g., between US 7 and US 7.5), our chart includes precise **quarter sizes** (like US 7.25) to ensure you get a highly comfortable fit.

Examples of How to Use the Chart

To make sure you are reading the chart correctly, here are a few quick examples based on the ring size chart below on the next page:

- **Example 1:** If your measurement reads **7.25** in the USA column:
 - Your **UK / Australia** size is **O**
 - Your **Europe (Spain/Italy/Switzerland)** size is **15**
- **Example 2:** If your measurement reads **6.5** in the USA column:
 - Your **UK / Australia** size is **M 1/2**
 - Your **Japan / India** size is **13**
 - Your **Inside Diameter** is **16.92 mm**

RING EARTH

Ring Size Chart

USA, CANADA	UK, AUSTRALIA, IRELAND, NEW ZELAND	JAPAN, INDIA, CHINA, SOUTH AFRICA	SPAIN, ITALY, NETHERLANDS, SWITZERLAND	INSIDE-DIAMETER & CERCUMFERENE(mm)
4	H	7	6.75	14.88 & 46.80
4.25	H.5		7.5	15.09 & 47.40
4.5	I	8	8	15.29 & 48.00
4.75	J		8.75	15.49 & 48.70
5	J 1/2	9	9.25	15.70 & 49.30
5.25	K		10	15.90 & 50.00
5.5	K 1/2	10	10.5	16.10 & 50.60
5.75	L		11.25	16.31 & 51.20
6	L 1/2	11	11.75	16.51 & 51.90
6.25	M	12	12.5	16.71 & 52.50
6.5	M 1/2	13	13.25	16.92 & 53.10
6.75	N		13.75	17.12 & 53.80
7	N 1/2	14	14.5	17.32 & 54.40
7.25	O		15	17.53 & 55.10
7.5	O 1/2	15	15.75	17.73 & 55.70
7.75	P		16.25	17.93 & 56.30
8	P 1/2	16	17	18.14 & 57.00
8.25	Q		17.5	18.34 & 57.60
8.5	Q 1/2	17	18.25	18.54 & 58.30
8.75	R		19	18.75 & 58.90
9	R 1/2	18	19.5	18.95 & 59.50
9.25	S		20.25	19.15 & 60.20
9.5	S 1/2	19	20.75	19.35 & 60.80
9.75	T		21.5	19.56 & 61.40
10	T 1/2	20	22	19.76 & 62.10
10.25	U	21	22.75	19.96 & 62.70
10.5	U 1/2	22	23.25	20.17 & 63.40
10.75	V		24	20.37 & 64.00
11	V 1/2	23	24.75	20.57 & 64.60
11.25	W		25.25	20.78 & 65.30
11.5	W 1/2	24	26	20.98 & 65.90
11.75	X		26.5	21.18 & 66.60
12	X 1/2	25	27.25	21.39 & 67.20
12.25	Y		27.75	21.59 & 67.80
12.5	Z	26	28.5	21.79 & 68.50
12.75	Z 1/2		29	22.00 & 69.10
13		27	29.75	22.20 & 69.70
13.25	Z1		30.5	22.40 & 70.40
13.5			31	22.61 & 71.00
13.75	Z2		31.75	22.81 & 71.70
14	Z3		32.25	23.01 & 72.30
14.25			33	23.22 & 72.90
14.5	Z4		33.5	23.42 & 73.60
14.75			34.25	23.62 & 74.20
15			34.75	24.23 & 76.10